



Best of India – Epic Indian Travel

Through the Lens—Central India Wildlife Photography Safari

Central India is the world's greatest stage for wild life photography—all and scape of ancient salforests, golden meadows and shimmering water holes where the Royal Bengal Tiger performs in broad day light. Bandhavgarh and Kanha together offer the highest tiger density, the most habituated cats and the most dramatic natural backdrops of any wild life destination on Earth. This 10-day photography safari is designed exclusively for photographers—from beginners to professionals — with dedicated photography jeeps, expert naturalist-photographer guides, golden-hour safari timing and lodge selection optimised for post-processing and equipment care. Every element of this itinerary is built around one goal: returning home with the finest wildlife photographs of your life.

Delhi – Gateway & Photography Preparation

Two nights in India's capital to acclimatise, prepare your equipment, attend a pre-safari photography briefing and explore Delhi's extraordinary Mughal monuments — a visual feast before the jungle begins

Bandhavgarh – 3 Nights in the World's Tiger Capital

India's highest tiger density — the Tala, Magadhi and Khitauli zones offer unparalleled tiger photography opportunities, with bold, habituated cats photographed against ancient fort ruins, open lakes and golden grasslands

Kanha – 4 Nights in the Jungle Book Landscape

Kanha's vast meadows, sal forests and the legendary Kanha Maidan grassland offer a completely different photographic palette — wide-angle landscapes, Barasingha herds and tigers in open country

Tour Route: 09 Nights / 10 Days • Delhi [2N] – Fly Jabalpur – Bandhavgarh [3N] – Kanha [4N] – Drive Nagpur – Fly Delhi / Home

Best photography season: October to March – optimal light, dry vegetation and maximum wildlife activity at waterholes. All safaris timed for golden-hour light.



Photography Tour Highlights



Dedicated Photography Jeeps

Private open-top jeeps configured exclusively for photographers – bean bags, lens supports, low-angle platforms and no sharing with non-photographers. Your jeep, your pace, your shot



Golden Hour Safari Timing

Every safari is timed to maximise golden-hour light – departing before sunrise and staying in the field until the last light fades. No rushed returns, no missed moments at the waterhole



Royal Bengal Tiger – The Ultimate Subject

Bandhavgarh's bold, habituated tigers are the world's most photographable big cats – encountered in open grasslands, at lake edges and against the dramatic backdrop of the 10th-century Ranthambore Fort ruins



Two Iconic Parks, Two Photographic Worlds

Bandhavgarh's compact, dense forest and dramatic fort backdrop versus Kanha's sweeping meadows and open Maidan grassland – two completely different photographic environments in one journey



Expert Naturalist-Photographer Guides

Your guides are both skilled wildlife trackers and experienced photographers – they understand light, composition and animal behaviour, positioning the jeep for the perfect shot before the moment arrives



Post-Processing Sessions

Evening image review and post-processing workshops at your lodge – learn Lightroom techniques, discuss the day's shots and plan the next morning's safari strategy with your guide

AFRICAN INDIAN
TRAVEL



DAY 01

Arrive Delhi – Gateway to the Jungle

Delhi 4 India's ancient and modern capital 4 serves as the perfect gateway to the jungles of Central India. Your photography odyssey begins here, with time to acclimatise, check and prepare your camera equipment, and immerse yourself in the extraordinary visual energy of one of the world's great cities. From Mughal monuments bathed in golden light to the chaotic colour of Old Delhi's bazaars, Delhi is itself a photographer's paradise 4 a fitting overture to the wildlife spectacle that awaits.

Arrival & Welcome

- Arrive at Indira Gandhi International Airport; meet your Epic Indian Travel representative
- Transfer to your hotel in central Delhi
- Assisted check-in and welcome briefing from your naturalist-photographer guide
- Overview of the 13-day photography itinerary 4 safari zones, photography strategy and what to expect in the jungle

Afternoon – Equipment Check & Delhi Photography

- Equipment check session with your guide 4 review camera bodies, lenses, memory cards, batteries and bean bags
- Recommended lens kit discussion: 500mm or 600mm prime for tigers, 100-3400mm zoom for versatility, wide-angle for landscapes
- Optional afternoon photography walk in Old Delhi 4 Chandni Chowk, Jama Masjid and the Red Fort at golden hour

Evening – Pre-Safari Photography Briefing

- Comprehensive pre-safari briefing: camera settings for wildlife photography in jungle light, burst mode strategy, exposure compensation for backlit tigers
- Discussion of Bandhavgarh's tiger families, territory maps and the best zones for photography
- Introduction to animal behaviour reading 4 how to anticipate a tiger's movement before it happens
- Review of safari etiquette: silence in the jeep, no flash photography, respecting the animals' space

Overnight Stay

- Welcome dinner at your hotel
- Overnight in Delhi (Night 1 of 2)

DAY 02

Delhi — Monuments, Markets & Photography Workshop

A full day in Delhi — part sight seeing, part photography workshop. Delhi's UNESCO World Heritage monuments offer extraordinary photographic subjects: the geometric perfection of Humayun's Tomb, the soaring verticality of Qutb Minar, the warm tones and stone of India Gate at dusk. Your guide will use today's city photography as a practical warm-up session — discussing composition, light reading and the discipline of patience that defines great wildlife photography. By evening, you will be ready for the jungle.

Morning — UNESCO Monuments Photography

- Guided photography tour of Delhi's UNESCO World Heritage Sites — with your naturalist-photographer guide offering composition and light advice at each location
- Qutb Minar at sunrise — the best light of the day on the 73-metre sandstone minaret; practice shooting in low light and managing high-contrast scenes
- Humayun's Tomb — symmetry, reflection pools and the warm tones of Mughal sandstone; practice depth of field and architectural composition
- Iron Pillar of Delhi — a 1,600-year-old metallurgical marvel; practice close-up and detail photography

Midday — Lodi Garden & Lunch

- Lodi Garden — a serene park dotted with 15th-century tombs and frequented by Delhi's birdwatchers; practice bird photography with your telephoto lens
- Lunch at a restaurant in the Khan Market area

Afternoon — New Delhi & India Gate

- India Gate at golden hour — practice shooting into the light, silhouettes and long exposures with crowds
- Drive along Kartavya Path — the grand ceremonial boulevard; practice wide-angle landscape and street photography
- Rashtrapati Bhavan and Parliament — architectural photography in the late afternoon light

Evening — Photography Review & Jungle Preparation

- Return to hotel for an image review session — discuss the day's photographs, identify strengths and areas to develop
- Pack and prepare for early morning flight to Jabalpur
- Camera equipment final check: format memory cards, charge all batteries, pack bean bags and lens cloths
- Overnight in Delhi (Night 2 of 2)

Fly Delhi to Jabalpur — Drive to Bandhavgarh Tiger Reserve

The flight from Delhi to Jabalpur marks the moment the photography safari truly begins. As the air craft descend over the Vindhya hills and the Narmada river valley, the landscape below transform into the ancient, forested terrain of Madhya Pradesh—the heart land of the Royal Bengal Tiger. The drive from Jabalpur to Bandhavgarh passes through small jungle towns, tribal villages and the first glimpses of the sal forest that will be your photographic playground for the next four days.

Morning — Fly Delhi to Jabalpur

- Early transfer to Indira Gandhi International Airport for domestic flight to Jabalpur
- Arrive Jabalpur — the gateway to the jungles of Madhya Pradesh
- Met by your driver and naturalist-photographer guide at Jabalpur Airport
- Begin the 3-hour drive north-east to Bandhavgarh through the Vindhya hills

Overnight Stay

- Return to lodge for dinner
- Evening image review: discuss the afternoon's photographs and plan tomorrow's dawn safari
- Overnight at Bandhavgarh (Night 1 of 4)

En Route — Jungle Landscape Photography

- Stop at scenic viewpoints along the drive for landscape photography — the Vindhya hills, tribal villages and the first sal forest corridors
- Your guide will point out roadside wildlife: langur monkeys, peacocks, spotted deer and jungle fowl — excellent warm-up subjects for your telephoto lens
- Arrive at your jungle lodge in time for lunch



DAY 04

Bandhavgarh 4 First Full Day Photography Safaris 4 Tala Zone

Bandhavgarh's Tala Zone is the crown jewel of Indian wild life photography – a compact, richly forested area where the density of tigers is the highest on Earth and encounters are almost guaranteed. The Tala Zone's mix of dense sal forest, open meadows and the shimmering Tala waterhole creates a diversity of photographic settings unmatched anywhere in India. Today is your first full day in the field – two safaris, maximum time with the animals, and the beginning of what will be a transformative photographic experience.

Dawn Safari 4 Tala Zone (06:00-10:30)

Depart before sunrise – the golden hour light in Bandhavgarh's sal forest is extraordinary, casting long shadows and warm tones across the forest floor

Enter the Tala Zone – the park's most productive tiger territory, home to multiple resident tigers including cubs and sub-adults

Position at the Tala waterhole at first light – tigers frequently come to drink in the early morning, offering close, unobstructed shots at eye level from the jeep

Practice panning shots for moving tigers, freeze-frame technique for drinking poses and wide-angle environmental portraits

Other subjects: leopard (Bandhavgarh has excellent leopard density), sloth bear, gaur, chital, sambar, langur and the magnificent Indian roller

Midday 4 Image Review & Rest

Return to lodge for breakfast

Guided image review session: discuss the morning's photographs – what worked, what to improve, how to approach the afternoon differently

Rest during the midday heat – tigers are less active between 11:00 and 15:00

Afternoon Safari 4 Tala Zone (15:00-18:30)

Return to the Tala Zone for the afternoon safari – the light softens beautifully from 15:00 onwards, ideal for warm-toned portraits

Focus on the forest tracks and waterhole approaches – tigers become active again as the temperature drops

Watch for tigers emerging from the shade to patrol their territory, scent-mark trees and hunt in the fading light

The Bandhavgarh Fort ruins – visible from the Tala Zone – provide a dramatic backdrop for wide-angle tiger portraits at dusk

Stay in the field until the last possible moment – the final 30 minutes of light are often the most productive

Evening 4 Post-Processing Workshop

Return to lodge for dinner

Post-processing workshop: Lightroom workflow for wildlife images – culling, exposure correction, noise reduction and sharpening techniques

Overnight at Bandhavgarh (Night 2 of 4)





DAY 05

Bandhavgarh 4 Magadhi & Khitauli Zones 4 Exploring New Photographic Territory

Day two in Bandhavgarh brings a change of zone—from the Tala Zone's dense forest to the more open terrain of Magadhi and Khitauli, where the landscape opens into broad meadows, rocky outcrops and the ancient ruins of the Bandhavgarh Fort. Each zone has its own character, its own resident tigers and its own photographic opportunities. Variety is the key to a great wild life photography portfolio—and Bandhavgarh's three zones deliver three completely different visual worlds within a single reserve.

Dawn Safari 4 Magadhi Zone (06:00-10:30)

- Enter the Magadhi Zone – a more open landscape of mixed forest and grassland, with excellent visibility for tiger photography
- The Magadhi Zone is home to some of Bandhavgarh's most photographed tigers – bold, relaxed animals that frequently walk the open tracks in full morning light
- Practice wide-angle environmental portraits – tigers in the landscape, with the forest and sky as backdrop
- Look for sloth bears in the rocky outcrops – one of India's most charismatic and photogenic mammals, with a shambling gait and extraordinary facial expressions
- Leopard sightings are common in Magadhi – watch the rocky hillsides and tree branches carefully

Midday 4 Composition Workshop

- Return to lodge for breakfast
- Midday composition workshop: the rule of thirds in wildlife photography, leading lines, negative space and the art of the environmental portrait versus the tight head shot
- Review morning images and plan the afternoon's photographic approach

Afternoon Safari 4 Khitauli Zone (15:00-18:30)

- Khitauli Zone – the most remote and least-visited of Bandhavgarh's three core zones, with a wilder, more untouched feel
- The Khitauli Zone's open meadows and seasonal waterholes are excellent for late-afternoon tiger photography – the low angle of the sun creates dramatic rim-lighting on the animals
- Practice backlighting techniques – shooting tigers with the sun behind them, creating a golden halo effect on their fur
- The Khitauli Zone is also excellent for gaur (Indian bison) photography – the world's largest wild cattle, massively built and extraordinarily photogenic in the golden light

Evening 4 Advanced Lightroom Session

- Return to lodge for dinner
- Advanced Lightroom session: colour grading for wildlife images, dodging and burning, selective adjustments and export settings for print and social media
- Overnight at Bandhavgarh (Night 3 of 4)



DAY 06

Bandhavgarh 4 Full Day Safaris & Drive to Kanha

The final full day in Bandhavgarh – two last safaris to consolidate everything learned in the first three days and capture the images that have been building in your mind since arrival. By now, you know the zones, you know the light, you know the animals—and your camera settings are second nature. Today is the day to take your finest photographs of the entire Bandhavgarh stay. In the afternoon, the drive to Kanha begins—a journey into a completely different photographic world.

Dawn Safari 4 Best Zone (06:00-10:30)

- Final dawn safari in Bandhavgarh—your guide will select the zone with the highest current tiger activity based on the previous day's sightings and pugmark reports
- Focus on the shots you haven't yet captured – the tiger at the waterhole, the sloth bear in the rocky outcrop, the leopard in the tree
- Practice the most challenging wildlife photography techniques: freezing fast movement, shooting in low light, capturing eye contact and the decisive moment
- Final opportunity to photograph the Bandhavgarh Fort ruins – one of India's most dramatic wildlife photography backdrops

Midday 4 Check-Out & Depart for Kanha

- Return to lodge for breakfast and check-out
- Begin the 4-hour drive south-west to Kanha National Park through the Maikal hills and the Satpura range
- En route photography stops: the Maikal hills offer spectacular landscape photography opportunities – rolling forested ridges, tribal villages and the vast green canopy of Madhya Pradesh

Afternoon 4 Arrive Kanha & Orientation

- Arrive at your photography lodge on the edge of Kanha National Park – a different world from Bandhavgarh: wider, more open, with vast meadows and a sweeping, cinematic landscape
- Check-in and welcome briefing from your Kanha naturalist-photographer guide
- Introduction to Kanha's zones: Kanha Maidan (the central meadow), Kisli, Mukki and Sarhi – each with its own character and photographic opportunities
- Learn about Kanha's famous tigers and the legendary Hardground Barasingha – a deer species found nowhere else on Earth, rescued from extinction in this very park

Overnight Stay

- Dinner at your lodge
- Evening briefing: Kanha photography strategy – how the open meadow landscape requires a completely different approach from Bandhavgarh's dense forest
- Overnight at Kanha (Night 1 of 4)



DAY 07

Kanha 4 First Full Day Photography Safaris 4 Kanha Maidan & Kisli Zone

Kanha is a revelation for photographers who have only experienced the dense forests of Bandhavgarh. The Kanha Maidan—the great central meadow at the heart of the park — is one of the most beautiful wild life landscapes in Asia: a vast, open grass land ringed by sal forest, where herds of Hardground Barasingha graze in the morning mist and tigers stalk through the golden grass. The open landscape demands a different photographic approach—wider compositions, more sky, more context—and the results are some of the most cinematic wild life images possible.

Dawn Safari 4 Kanha Maidan (06:00-10:30)

- Enter the Kanha Maidan at first light — the meadow is at its most magical in the early morning, when mist rises from the grass and the light is soft and golden
- Search for tigers in the meadow edge — Kanha's tigers frequently hunt in the open grassland at dawn, offering extraordinary wide-angle photography opportunities
- The Hardground Barasingha — Kanha's most iconic and rarest resident — graze in large herds in the Maidan; practice herd photography, individual portraits and behaviour shots
- Chital (spotted deer) in the thousands — the most beautiful deer in India, with their spotted coats glowing in the morning light
- Practice wide-angle wildlife photography: tigers in the landscape, herds in the meadow, the forest edge at dawn

Midday 4 Landscape Photography Workshop


- Return to lodge for breakfast
- Landscape photography workshop: how to photograph the Kanha Maidan — sky, foreground, depth and the relationship between wildlife and landscape
- Review morning images and discuss the afternoon's approach


Afternoon Safari 4 Kisli Zone (15:00-18:30)

- Kisli Zone — a mix of dense sal forest and open clearings, with excellent tiger and leopard habitat
- The Kisli Zone's forest tracks are lined with ancient sal trees — practice forest photography: dappled light, tree canopy, the texture of bark and the play of shadow
- Watch for tigers emerging from the forest into the clearings in the late afternoon — the contrast between the dark forest and the golden clearing creates dramatic photographic opportunities
- Gaur herds are common in Kisli — the massive Indian bison, photographed against the sal forest backdrop

Evening 4 Portfolio Review

- Return to lodge for dinner
- Portfolio review session: select your best images from the first week — discuss what makes a great wildlife photograph and how to build a cohesive portfolio
- Overnight at Kanha (Night 2 of 4)





DAY 08

Kanha 4 Mukki Zone & Specialist Wildlife Photography 4 Barasingha & Birds

Day eight brings a shift in photographic focus – from the tiger to the extraordinary supporting cast of Kanha's wild life. The Mukki Zone, on the southern edge of the park, is the finest area for Hard ground Barasingha photography, with large herds grazing in the open meadows through out the day. Kanha is so one of India's finest birdwatching and bird photography destinations – with over 300 species including the Indian Pitta, Malabar Pied Horn bill, Crested Serpent Eagle and the rare Jerdon's Nightjar. A great wildlife portfolio is never just about the tiger – it is about the entire ecosystem.

Dawn Safari 4 Mukki Zone (06:00-10:30)

- Enter the Mukki Zone at first light – the southern gateway to Kanha, with a more open, grassland-dominated landscape
- Focus on Hardground Barasingha photography – the world's only surviving population of this magnificent deer, with their sweeping antlers and rich chestnut coats
- Practice herd behaviour photography: stags sparring, does nursing fawns, the herd in flight – a complete behavioural story in images
- Tiger sightings are common in Mukki – the open grassland makes for spectacular wide-angle tiger photography
- Bird photography: Indian Roller, Crested Serpent Eagle, Changeable Hawk-Eagle and the extraordinary Paradise Flycatcher

Midday 4 Bird Photography Workshop

- Return to lodge for breakfast
- Bird photography workshop: the challenges of photographing fast-moving, small subjects – autofocus tracking, depth of field, perch selection and patience
- Review morning images with a focus on Barasingha behaviour photography

Afternoon Safari 4 Kanha Maidan & Waterhole (15:00-18:30)

- Return to the Kanha Maidan for the afternoon safari – focus on the park's seasonal waterholes, where wildlife congregates in the late afternoon
- Waterhole photography: position the jeep downwind and at eye level – wait for animals to approach, drink and interact
- Tigers, leopards, sloth bears, gaur and sambar all use the waterholes in the late afternoon – patience is rewarded with extraordinary close-range encounters
- The Kanha Maidan at sunset – one of the most beautiful landscapes in India, with the golden light turning the grass to fire and the forest to silhouette

Evening 4 Behaviour Photography Discussion

- Return to lodge for dinner
- Evening discussion: photographing animal behaviour – how to read body language, anticipate action and capture the decisive moment
- Overnight at Kanha (Night 3 of 4)



DAY 09

Kanha 4 Final Full Day Photography Safaris

The final full day in Kanha – and the final day of jungle photography on this safari. By now, your eye has been trained by eight days in the field, your camera settings are instinctive and your understanding of animal behaviour has been transformed. Today is the day to bring everything together – to photograph with confidence, creativity and the deep knowledge of the jungle that only comes from sustained time in the field. This is the final full day in the jungle – a day to bring everything together photographically before the drive to Nagpur the following morning.

Dawn Safari 4 Best Zone (06:00-10:30)

- Final dawn safari in Kanha—your guide will select the zone with the highest current tiger and wildlife activity
- Focus on the images that complete your portfolio: the tiger in the meadow, the Barasingha at dawn, the forest at first light
- Practice the most advanced techniques: motion blur for running animals, silhouettes at sunrise, intimate close-up portraits
- Take time to simply observe – the finest wildlife photographs often come from stillness and patience rather than constant shooting


Midday 4 Final Image Review & Check-Out

- Return to lodge for breakfast
- Final comprehensive image review: select the 20 best images from the entire safari – discuss what makes each one exceptional
- Check-out from your Kanha lodge

Afternoon Safari 4 Best Zone (15:00-18:30)

- Final afternoon safari in Kanha— make the most of the golden hour light and the last hours in the park
- Focus on tigers at waterholes and other wildlife coming out in the late afternoon
- Use this session to complete your portfolio with the strongest remaining images
- Stay until last light for silhouettes, atmosphere and one final view of the forest

Overnight at Kanha (final night)



DAY 10

Kanha — Drive to Nagpur & Fly Delhi / Home

The final morning of the safari begins at Kanha with check-out and the drive south to Nagpur through the Satpura hills and the Vidarbha plains. Along the way, the landscape shifts from jungle to farmland, offering one last scenic passage through central India before arriving in Nagpur and continuing by flight to Delhi and onward connections home. Ten days in the field, two of India's greatest national parks, and a portfolio of wildlife images that will last a lifetime. This is what wildlife photography in Central India delivers — not just photographs, but a profound and lasting connection with the wild.

Morning — Check-Out & Drive to Nagpur

Final breakfast at your Kanha lodge

Check-out and load luggage

Begin the 5-hour drive south to Nagpur through the Satpura hills and the Vidarbha plains

Photography stops en route: the Satpura hills, the Wainganga River valley and the transition from jungle to agricultural landscape

Afternoon — Arrive Nagpur & Fly to Delhi

Arrive Nagpur — the "Orange City" of central India, and the geographical centre of the country

Transfer to Dr Babasaheb Ambedkar International Airport, Nagpur

Domestic flight from Nagpur to Delhi

Arrive Delhi — connect to your international onward flight home, or overnight in Delhi for a final night in India

What You Take Home

A portfolio of world-class wildlife photographs from two of India's greatest national parks

Deep knowledge of tiger behaviour, jungle ecology and wildlife photography technique

A Lightroom catalogue of edited, print-ready images reviewed and refined with your guide

Lifelong memories of the Royal Bengal Tiger in its natural kingdom — the most magnificent wildlife encounter on Earth

Your Photography Safari Summary

8 full safari sessions across Bandhavgarh (Tala, Magadhi, Khitauli) and Kanha (Maidan, Kisli, Mukki)

Daily post-processing workshops and image review sessions

Private photography jeep throughout — no sharing, no compromise

Expert naturalist-photographer guide at every step



Why Choose Epic Indian Travel for Your Photography Safari?

Epic Indian Travel is India's premier wild life photography tour operator—recognised by professional photographers and conservation organisations alike for the quality of our naturalist-photographer guides, the exclusivity of our safari access and our uncompromising commitment to responsible wild life tourism. Our Photography Safari is no taste and are wild life tour with cameras — it is a dedicated, immersive photography experience designed from the ground up to produce exceptional images.



Photography-First Approach

Every decision — zone selection, safari timing, jeep positioning, lodge choice — is made with photography as the primary consideration. Your guide thinks like a photographer, not just a tracker.



Expert Naturalist-Photographers

Our guides are trained wildlife photographers with deep knowledge of animal behaviour — they position the jeep for the shot before the animal arrives, and they understand light, composition and the decisive moment.



Private Dedicated Jeeps

You will never share a jeep with non-photographers. Your private jeep is configured with bean bags, lens supports and low-angle platforms — and your guide will never rush you away from a sighting.



24x7 Support

Round-the-clock assistance throughout your safari — from pre-dawn jeep departures to late-night post-processing sessions, we are always on hand to support your photography.

Book Your Wildlife Photography Safari

Getting started is simple — just follow these steps and we'll handle everything else.

01

Send Us an Email

Write to epicindiantravel@gmail.com with your details: number of participants, photography experience level and preferred travel dates.

02

Receive Your Itinerary

We'll put together a personalised photography safari itinerary tailored to your skill level, photographic goals and wildlife interests.

03

Customise to Your Needs

Review and let us know any changes — we'll refine the zone allocations, lodge selection and photography workshop content until it's perfect.

04

We Share the Costs

Once finalised, we'll send you a detailed cost breakdown including all safari permits, lodge stays, photography jeep hire and transfers.

05

Confirm and We Book

On your approval, we secure all safari permits, lodge bookings and ground arrangements — including priority zone allocations for the best photography access.

04

Advance Deposit

After confirmation, 50% advance deposit of land costs required, plus 100% of flight costs.

07

Balance Payment

Remaining 50% of land costs payable 65 days prior to your safari.

